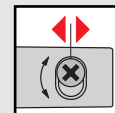
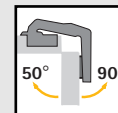


Fast-assembly folding-door hinge Intermat 9930 for corner cabinets, opening angle 50°/65°



- Concealed hinge for snap-on attachment
- Door thickness from 16 mm
- Cup diameter 35 mm
- With self-closing feature
- Integrated depth adjustment
- Integrated cam depth adjustment
- Integrated diagonal adjustment
- Height adjustment at mounting plate ± 2 mm
- Hinge cup: nickel-plated steel
- Hinge arm: nickel-plated die-cast zinc

Cup versions

Cup T42
Screw on



Cup T43
Press-in



Cup TB43
Press-in



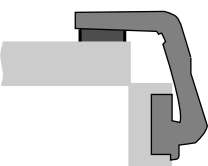
Cup Flash
Fast-assembly



Hinge versions



Mounting options



Article/Order no.

9930-T42
0 045 036

9930-T43
0 045 037

9930-TB43
0 045 038

9930-Flash
0 045 039

PU
1/50

Code chez Robert-Bury
9 046 60 900

Hinge-arm cover cap
• Nickel-plated steel

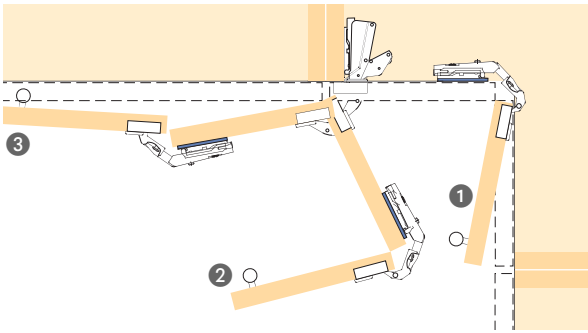


Order no.	PU
0 013 300	1/50

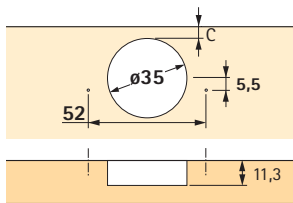
Hinge-cup fixing screw
 $\varnothing 3,5 \times 13$ mm for Cup T42
• Nickel-plated steel



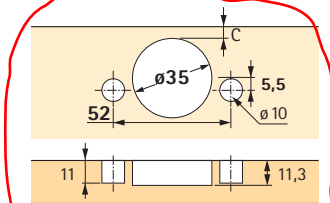
Order no.	PU
0 048 296	200



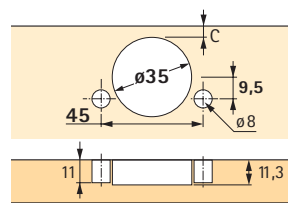
At the start of its swing, the door element opens about 50° on the handle side.
This ensures that the whole corner cabinet door moves clear of any adjacent doors or drawer fronts.
In the open position, the two door elements form a straight line. The cabinet interior is fully accessible for user convenience.
The self-closing feature eliminates the need for a catch on the handle side.



T42 hole dimensions



T43 hole dimensions/Flash



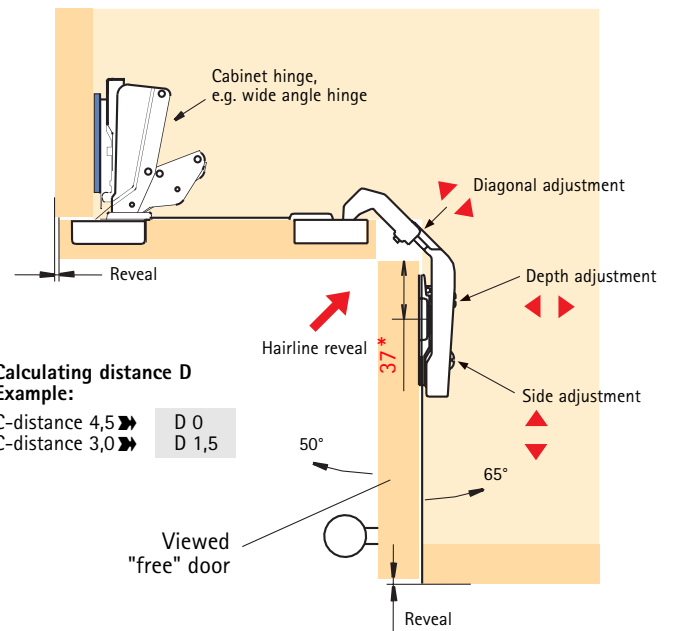
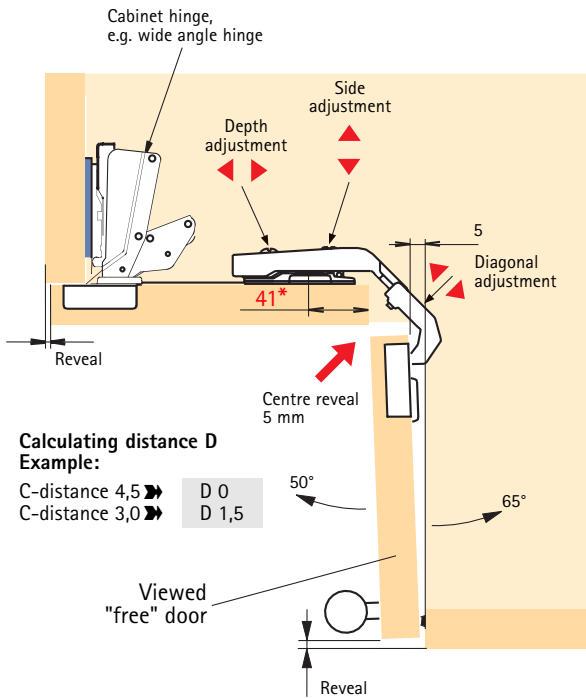
TB43 hole dimensions

Features:

- Identical door elements
- No cutaway required in cup holes
- Simple adaptation to door thickness by diagonal adjustment
- Hole line distance in attached door 41 mm

Features:

- All cup holes in one door
- Hairline reveal possible between door elements
- No cutaway required in cup holes
- Identical door width for both elements
- Simple adaptation to door thickness by diagonal adjustment
- Identical cup distance on both sides of attached door
- Hole line distance in free door 37 mm



*41/*37 = Position for screw-fastening the mounting plate

The diagonal adjustment can be used to adjust the hinges for different door thicknesses from 16 - 21 mm and different cup distances from 3 - 6 mm.

Mounting plates, see pages 3.1.88 - 3.1.91
Technical information, see pages 3.1.10 - 3.1.11